



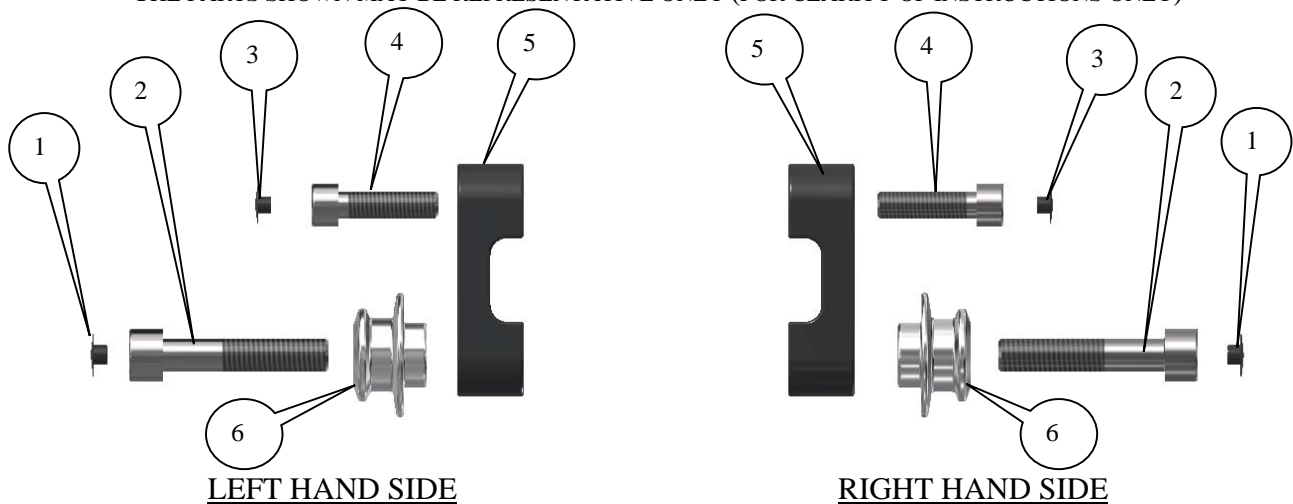
FITTING INSTRUCTIONS FOR CR0071BK/SI OFFSET COTTON REELS
HUSQVARNA VITPILEN/SVARTPILEN 401 2018-

Page | 1



THIS KIT CONTAINS THE ITEMS PICTURED AND LABELLED BELOW.
DO NOT PROCEED UNTIL YOU ARE SURE ALL PARTS ARE PRESENT.

Please note that the way the kit is packed does not necessarily represent the way of mounting to the bike
 THE PARTS SHOWN MAY BE REPRESENTATIVE ONLY (FOR CLARITY OF INSTRUCTIONS ONLY)



LEGEND

- ITEM 1 = M10 Flat cap (NC0010) (x2).
- ITEM 2 = M10 x 50mm Long Cap Head Bolts (x2).
- ITEM 3 = M8 Flat cap (NC0009) (x2).
- ITEM 4 = M8 x 30mm Long Cap Head Bolts (x2).
- ITEM 5 = Paddock Stand Mounting Blocks (M0567) (x2).
- ITEM 6 = Paddock Stand Bobbins (B0496) (x2).

R&G

Unit 1, Shelley's Lane, East Worldham, Alton, Hampshire, GU34 3AQ
 Tel: +44 (0)1420 89007 Fax: +44 (0)1420 87301 www.rg-racing.com Email: info@rg-racing.com



Please note that in cases where kits are packed with rubber washers holding the components onto the bolt – *the rubber washers should be thrown away!*

Page | 2



PICTURE 1

PICTURE 2

TOOLS REQUIRED

- Set of Metric Allen keys to include 6 and 8mm A/F.

FITTING INSTRUCTIONS

Please read all instructions before commencing fitting

- Place one of the M8 bolts (item 4) into the smaller hole in one of the mounting blocks (item 5) as shown in picture 1.
- Place one of the M10 bolts (item 2) through one of the paddock stand bobbins (item 6), then place this assembly into the larger hole in the mounting block (item 5) as shown in picture 1.
- Offer this assembly up to the motorcycle (as shown in the top pictures) and tighten both bolts.
- Repeat the above for the opposite side of the motorcycle as shown in picture 2.
- Finally fit the supplied bolt caps (items 1 and 3) into the bolt heads.

Please ensure no parts of the paddock stand bobbins or paddock stand can contact any parts of the motorcycle when in operation or contact any part of the motorcycle when being ridden (special care should be taken with after-market parts).

Digital copies of these instructions are available to download from www.rg-racing.com

GENERAL TORQUE SETTINGS

M4 BOLT = 8Nm
 M5 BOLT = 12Nm
 M6 BOLT = 15Nm
 M8 BOLT = 20Nm
 M10 BOLT = 40Nm

ISSUE 1 21/09/2018 (NSY)

R&G

Unit 1, Shelley's Lane, East Worldham, Alton, Hampshire, GU34 3AQ
 Tel: +44 (0)1420 89007 Fax: +44 (0)1420 87301 www.rg-racing.com Email: info@rg-racing.com



CONSUMER NOTICE

Page | 3

The catalogue description and any exhibition of samples are only broad indications of the Products and R&G may make design changes which do not diminish their performance or visual appeal and supplying them in such state shall conform to the order. The Buyer acknowledges no representation or warranty (other than as to title) has been given or will apply to the Products other than those in R&G's order or confirmation and the Buyer confirms it has chosen the Products as being of merchantable quality and suitable for its particular purposes. Where R&G fits the Products or undertakes other services it shall exercise reasonable skill and care and rectify any fault free of charge unless the workmanship has been disturbed. The Buyer is responsible for ensuring that the warranty on the motorcycle is not affected by the fitting of the Products. On return of any defective Products R&G shall at its option either supply a replacement or refund the purchase money but shall not be liable if the Products have been modified or used or maintained otherwise than in accordance with R&G's or manufacturer's instructions and good engineering practice or if the defect arises from accident or neglect. Other than identified above and subject to R&G not limiting its liability for causing death and personal injury, it shall not be liable for indirect or consequential loss and otherwise its liability shall be limited to the amounts paid by the Buyer for the Products or the fitting or service concerned. These terms do not affect the Buyer's statutory rights.

R&G RACING RETURNS POLICY (NON-FAULTY GOODS)

Returns must be pre-authorized (if not pre-authorized the return will be rejected). Goods may only be returned direct to us if they were purchased direct from us (customer must prove if necessary). Otherwise to be returned to original vendor. Goods must be in re-sellable condition, in the opinion of R&G Racing. All returns are subject to a 25% restocking and handling fee (25% of the gross value exc. P&P – at the prevailing price at time of purchase). The customer must pay any and all carriage charges. No returns of discontinued products, unless within 14 days of purchase. This policy does not affect your statutory rights and does not refer to faulty goods.

R&G

Unit 1, Shelley's Lane, East Worldham, Alton, Hampshire, GU34 3AQ
Tel: +44 (0)1420 89007 Fax: +44 (0)1420 87301 www.rg-racing.com Email: info@rg-racing.com



NOTICE DE MONTAGE POUR CR0071BK/SI BOBINES
HUSQVARNA VITPILEN/SVARTPILEN 401 2018-

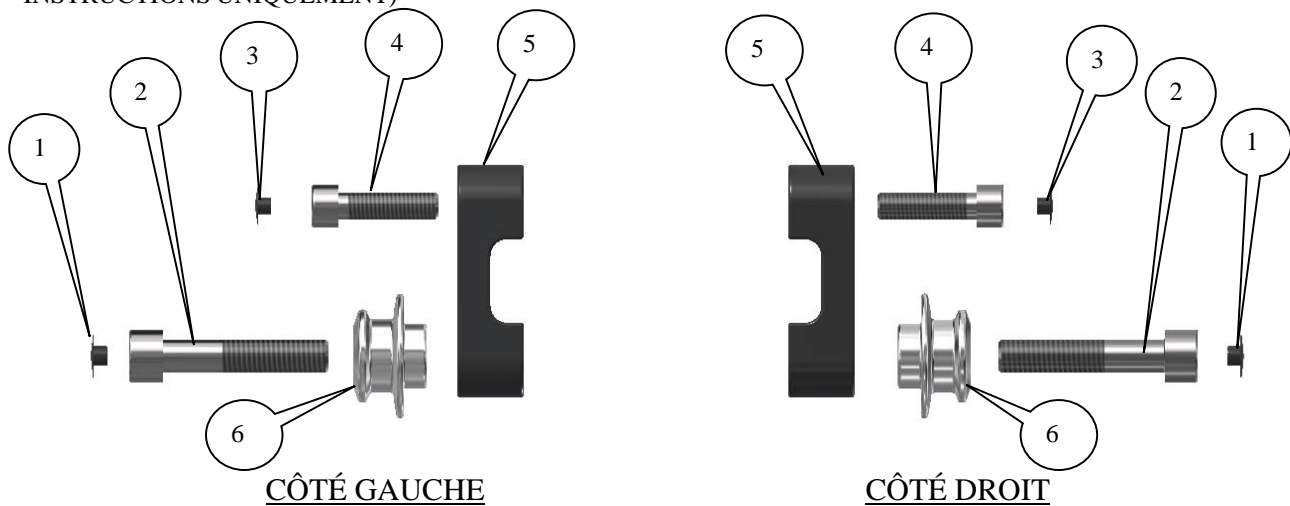
Page | 4



LE KIT CONTIENT LES ARTICLES EXPOSES CI-DESSOUS, VERIFIER QUE TOUTES LES PIECES SOIENT PRESENTES AVANT DE PROCEDER AU MONTAGE.

LA FAÇON DONT LE KIT EST EMBALLE NE CORRESPOND PAS FORCEMENT A LA FAÇON DE MONTER LES PIECES SUR LA MOTO.

LES PARTIES PRESENTEES PEUVENT ETRE UNIQUEMENT REPRESENTATIVES (POUR LA CLARTE DES INSTRUCTIONS UNIQUEMENT)



LÉGENDE

- ARTICLE 1 = M10 Bouchon plat (NC0010) (x2).
- ARTICLE 2 = M10 x 50mm Boulons (x2).
- ARTICLE 3 = M8 Bouchon plat (NC0009) (x2).
- ARTICLE 4 = M8 x 30mm Boulons (x2).
- ARTICLE 5 = Bloc de montage de béquille de stand (M0567) (x2).
- ARTICLE 6 = Bobines de béquille de stand (B0496) (x2).

R&G

Unit 1, Shelley's Lane, East Worldham, Alton, Hampshire, GU34 3AQ
 Tel: +44 (0)1420 89007 Fax: +44 (0)1420 87301 www.rg-racing.com Email: info@rg-racing.com



Notez que si les kits sont emballés avec des rondelles en caoutchouc servant à tenir les composants, *ces rondelles doivent être jetées !*

Page | 5



OUTILS REQUIS

- Clés Allen 6 et 8mm.

NOTICE DE MONTAGE

Lire l'ensemble de la notice avant de commencer

- Placer un boulon M8 (article 4) dans le petit trou d'un des blocs de fixation (article 5), voir photo 1.
- Placer un boulon M10 (article 2) dans une des bobines (article 6), puis placer cet ensemble dans le trou plus large du bloc de montage (article 5), voir la photo 1.
- Monter cet ensemble sur la moto (voir les photos du haut) puis serrer les 2 boulons.
- Répéter l'étape du dessus de l'autre côté de la moto, voir photo 2.
- Enfin, insérer les bouchons de boulon fournis (articles 1 and 3) dans les têtes de boulon.

Veiller à ce qu'aucune partie de la protection ou de la béquille de stand ne puisse toucher une autre partie de la moto en fonctionnement.

Notice disponible au téléchargement sur www.rg-racing.com

VALEURS DE SERRAGE

M4 BOULON = 8Nm
 M5 BOULON = 12Nm
 M6 BOULON = 15Nm
 M8 BOULON = 20Nm
 M10 BOULON = 40Nm

ISSUE 1 21/09/2018 (NSY)

R&G

Unit 1, Shelley's Lane, East Worldham, Alton, Hampshire, GU34 3AQ
 Tel: +44 (0)1420 89007 Fax: +44 (0)1420 87301 www.rg-racing.com Email: info@rg-racing.com



CONSUMER NOTICE

Page | 6

The catalogue description and any exhibition of samples are only broad indications of the Products and R&G may make design changes which do not diminish their performance or visual appeal and supplying them in such state shall conform to the order. The Buyer acknowledges no representation or warranty (other than as to title) has been given or will apply to the Products other than those in R&G's order or confirmation and the Buyer confirms it has chosen the Products as being of merchantable quality and suitable for its particular purposes. Where R&G fits the Products or undertakes other services it shall exercise reasonable skill and care and rectify any fault free of charge unless the workmanship has been disturbed. The Buyer is responsible for ensuring that the warranty on the motorcycle is not affected by the fitting of the Products. On return of any defective Products R&G shall at its option either supply a replacement or refund the purchase money but shall not be liable if the Products have been modified or used or maintained otherwise than in accordance with R&G's or manufacturer's instructions and good engineering practice or if the defect arises from accident or neglect. Other than identified above and subject to R&G not limiting its liability for causing death and personal injury, it shall not be liable for indirect or consequential loss and otherwise its liability shall be limited to the amounts paid by the Buyer for the Products or the fitting or service concerned. These terms do not affect the Buyer's statutory rights.

R&G RACING RETURNS POLICY (NON-FAULTY GOODS)

Returns must be pre-authorized (if not pre-authorized the return will be rejected). Goods may only be returned direct to us if they were purchased direct from us (customer must prove if necessary). Otherwise to be returned to original vendor. Goods must be in re-sellable condition, in the opinion of R&G Racing. All returns are subject to a 25% restocking and handling fee (25% of the gross value exc. P&P – at the prevailing price at time of purchase). The customer must pay any and all carriage charges. No returns of discontinued products, unless within 14 days of purchase. This policy does not affect your statutory rights and does not refer to faulty goods.

R&G

Unit 1, Shelley's Lane, East Worldham, Alton, Hampshire, GU34 3AQ
Tel: +44 (0)1420 89007 Fax: +44 (0)1420 87301 www.rg-racing.com Email: info@rg-racing.com



MONTAGEANLEITUNG FÜR CR0071BK/SI VERSTETZE
MONTAGESTÄNDERAUFNAHMEN
HUSQVARNA VITPILEN/SVARTPILEN 401 2018-

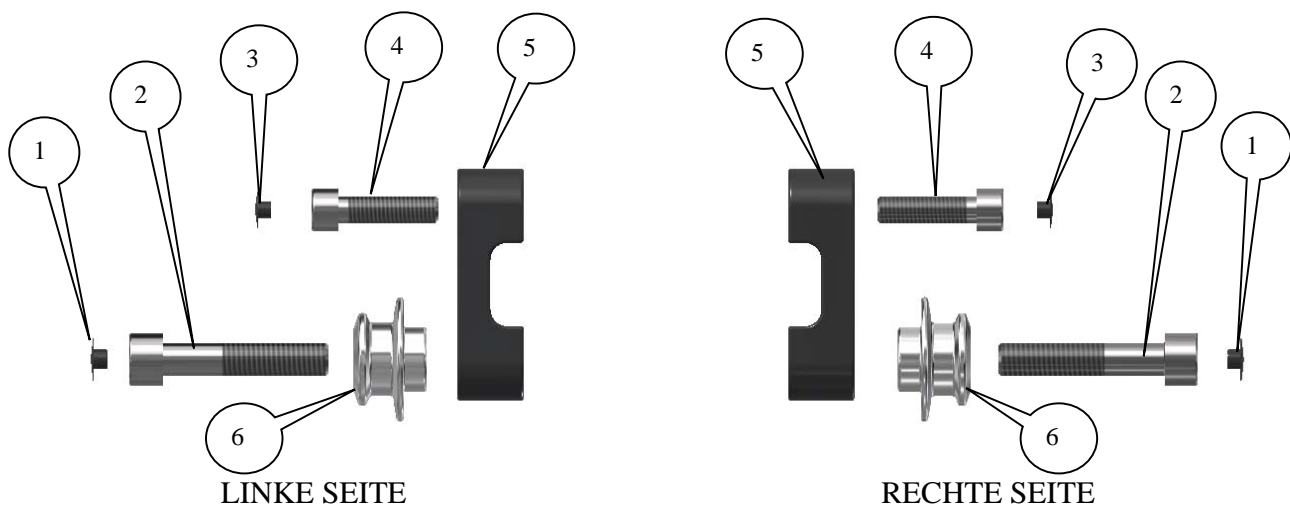
Page | 7



ALLE TEILE SIND UNTEN ABGEBILDET UND GEKENNZEICHNET. BEVOR SIE MIT DER MONTAGE BEGINNEN, ÜBERPRÜFEN SIE, DASS ALLE TEILE VORHANDEN SIND.

Hinweis: Die Verpackung der Teile stellt nicht die Reihenfolge der Montage dar.

DIE UNTEN ABGEBILDETEN TEILE DIENEN LEDIGLICH ZUR ERKLÄRUNG



R&G

Unit 1, Shelley's Lane, East Worldham, Alton, Hampshire, GU34 3AQ
 Tel: +44 (0)1420 89007 Fax: +44 (0)1420 87301 www.rg-racing.com Email: info@rg-racing.com



LIEFERUMFANG

- ARTIKEL 1 = M10 FLACHE KAPPE (NC0010) (x2)
 ARTIKEL 2 = M10 x 50mm INBUSSCHRAUBEN (x2)
 ARTIKEL 3 = M8 Flache Kappe (NC0009) (x2)
 ARTIKEL 3 = M8 x 30 mm INBUSSCHRAUBEN (x2)
 ARTIKEL 5 = MONTAGETEIL FÜR DIE PADDOCK MONTAGESTÄNDERAUFNAHMEN (M0553) (x2)
 ARTIKEL 4 = PADDOCK MONTAGESTÄNDERAUFNAHMEN (B0496) (x2)

Page | 8

Hinweis für Kits mit Plastikunterlegscheiben an den Schrauben – *Diese Plastikunterlegscheiben werden nicht für den Einbau benötigt!*



ABBILDUNG 1

ABBILDUNG 2

SIE BENÖTIGEN FOLGENDES WERZEUG

- Satz Inbusschlüssel inkl. 6 und 8mm A/F

MONTAGEANLEITUNG

Bitte die Montageanleitung komplett durchlesen, bevor Sie mit der Montage beginnen.

- Eine der M8 Schrauben (Artikel 4) in die kleinere Öffnung an einem der Montageteile (Artikel 5) einführen wie in Abbildung 1 abgebildet.
- Eine der M10 Schrauben (Artikel 2) durch eine der Rennsport-Montageständer Bobbins (Artikel 6) führen und diese Einheit in die größere Öffnung im Montageteil (Artikel 5) einführen wie in Abbildung 1 abgebildet.
- Die Einheit nun ans Motorrad ansetzen (siehe Bilder oben) und beide Schrauben befestigen.
- Wiederholen Sie den oben beschriebenen Vorgang an der anderen Seite des Motorrades wie in Abbildung 2 abgebildet.
- An beiden Seiten die mitgelieferten Kappen (Artikel 1 und 3) an den Schraubenköpfen anbringen.

Bitte stellen Sie sicher, dass keine Teile der Montageständeraufnahmen / des Rennsport-Montageständers mit anderen Teilen des Motorrades in Berührung kommen können. Fahren Sie nicht mit dem Motorrad bis dies sorgfältig überprüft wurde. (bitte besonders darauf achten bei Teilen aus dem Zubehörmarkt).

R&G

Unit 1, Shelley's Lane, East Worldham, Alton, Hampshire, GU34 3AQ
 Tel: +44 (0)1420 89007 Fax: +44 (0)1420 87301 www.rg-racing.com Email: info@rg-racing.com



Eine digitale Version dieser Montageanleitung kann auf folgender Seite heruntergeladen werden: www.rg-racing.com

ALLGEMEINE ANZUGSDREHMOMENT

M4 SCHRAUBE = 8Nm

M5 SCHRAUBE = 12Nm

M6 SCHRAUBE = 15Nm

M8 SCHRAUBE = 20Nm

M10 SCHRAUBE = 40Nm

AUSGABE 1 21/09/2018 (NSY)

CONSUMER NOTICE

The catalogue description and any exhibition of samples are only broad indications of the Products and R&G may make design changes which do not diminish their performance or visual appeal and supplying them in such state shall conform to the order. The Buyer acknowledges no representation or warranty (other than as to title) has been given or will apply to the Products other than those in R&G's order or confirmation and the Buyer confirms it has chosen the Products as being of merchantable quality and suitable for its particular purposes. Where R&G fits the Products or undertakes other services it shall exercise reasonable skill and care and rectify any fault free of charge unless the workmanship has been disturbed. The Buyer is responsible for ensuring that the warranty on the motorcycle is not affected by the fitting of the Products. On return of any defective Products R&G shall at its option either supply a replacement or refund the purchase money but shall not be liable if the Products have been modified or used or maintained otherwise than in accordance with R&G's or manufacturer's instructions and good engineering practice or if the defect arises from accident or neglect. Other than identified above and subject to R&G not limiting its liability for causing death and personal injury, it shall not be liable for indirect or consequential loss and otherwise its liability shall be limited to the amounts paid by the Buyer for the Products or the fitting or service concerned. These terms do not affect the Buyer's statutory rights.

R&G RACING RETURNS POLICY (NON-FAULTY GOODS)

Returns must be pre-authorized (if not pre-authorized the return will be rejected). Goods may only be returned direct to us if they were purchased direct from us (customer must prove if necessary). Otherwise to be returned to original vendor. Goods must be in re-sellable condition, in the opinion of R&G Racing. All returns are subject to a 25% restocking and handling fee (25% of the gross value exc. P&P – at the prevailing price at time of purchase). The customer must pay any and all carriage charges. No returns of discontinued products, unless within 14 days of purchase. This policy does not affect your statutory rights and does not refer to faulty goods.

R&G

Unit 1, Shelley's Lane, East Worldham, Alton, Hampshire, GU34 3AQ

Tel: +44 (0)1420 89007 Fax: +44 (0)1420 87301 www.rg-racing.com Email: info@rg-racing.com